





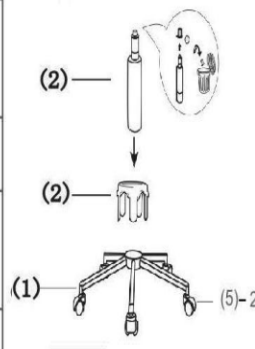
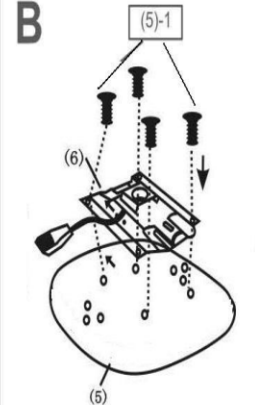
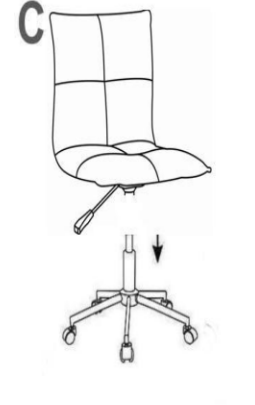



CRAIG 9102 - montážny návod

Stojan	Piesty	Mechanizmus			
					
<p>Zadná strana</p>					
					
<p>(5)</p> <p>1.  X4 (6X14)MM</p> <p>2.  X5</p>			<p>A</p> 	<p>B</p> 	<p>C</p> 
			<p>D</p> 