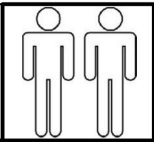




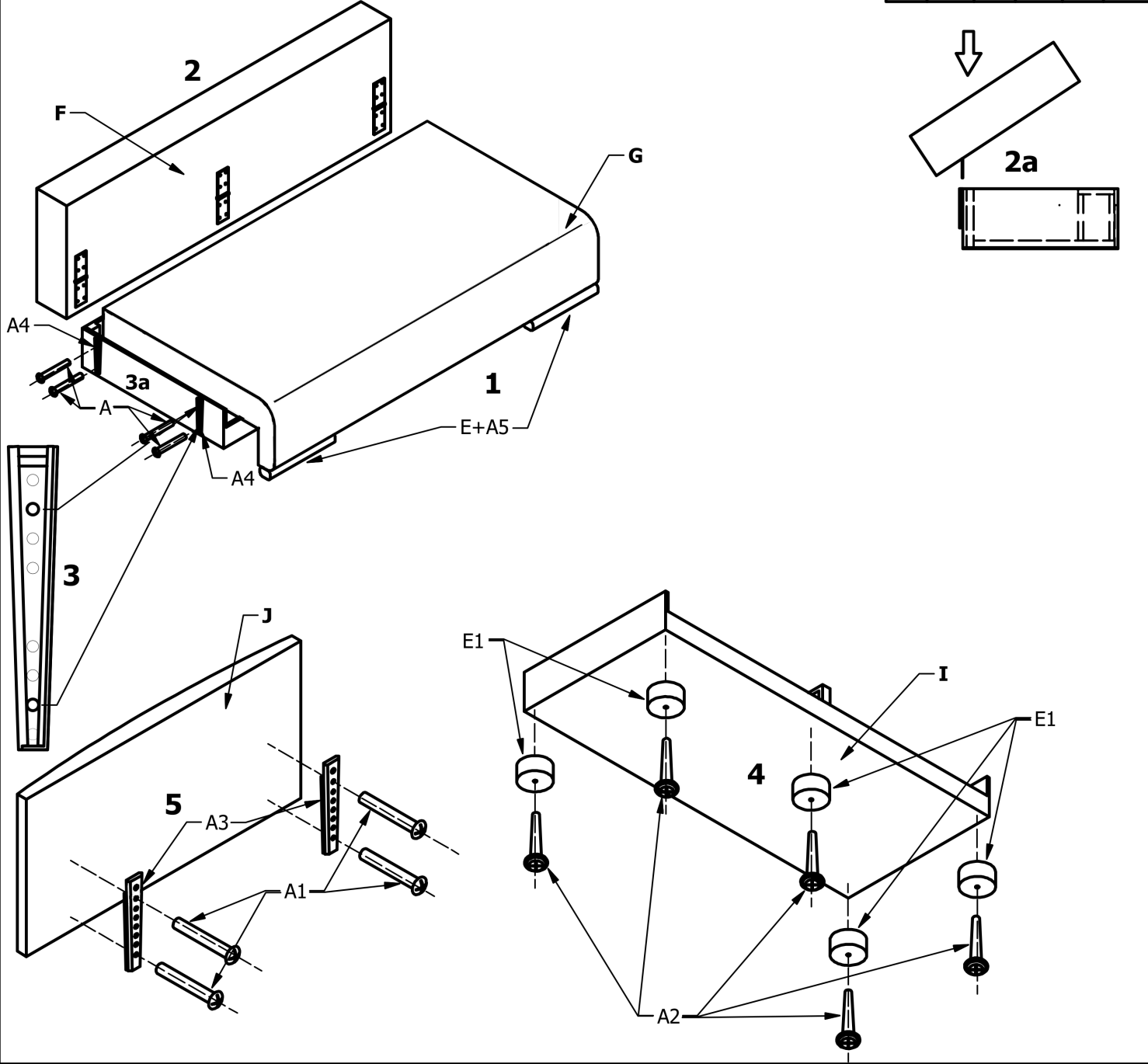
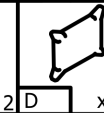
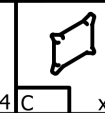
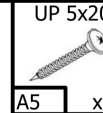
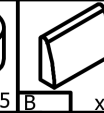
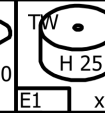
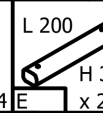
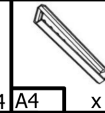
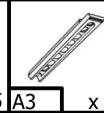
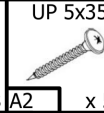
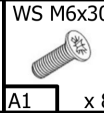
D - Montageanleitung GB - Assembly instructions NL - Handleiding voor de montage
 PL - Instrukcja montażu TR - Montaj talimatı RU - Инструкция по монтажу
 RO - Instrucțiuni de montaj IT - Istruzioni di montaggio FR - Notice de montage
 SK - Návod na montáž CZ - Montážní návod HU - Szerelési útmutató



1/2

Name-Naam-Nazwa-Isim-Название-Nom-Nome-Jméno-Názov-Név-Denumire

CLARC
LUX 3DL



Service-Dienstverlening-Serwis-Servis-Сервисная служба-Assistenza-Szerviz

Typ-Type-Típ-Típ-Tipo-Tipo

A1	D	J
A2	E	J1
A3	E1	
A4	E1	
A5	F	
B	G	
C	I	

