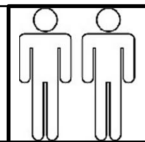




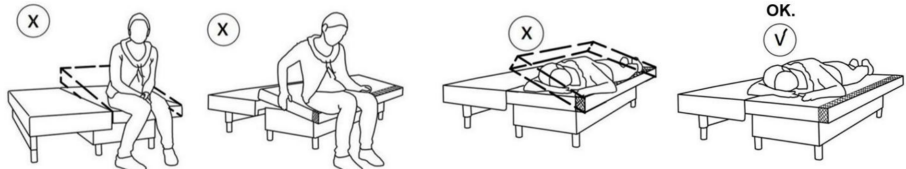
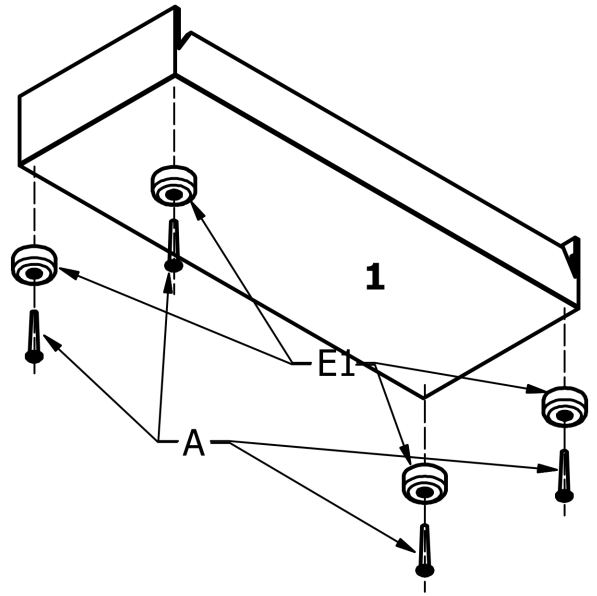
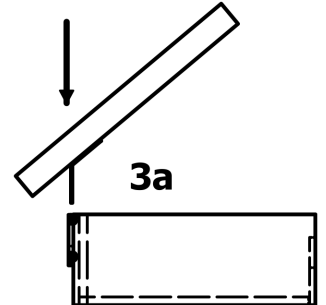
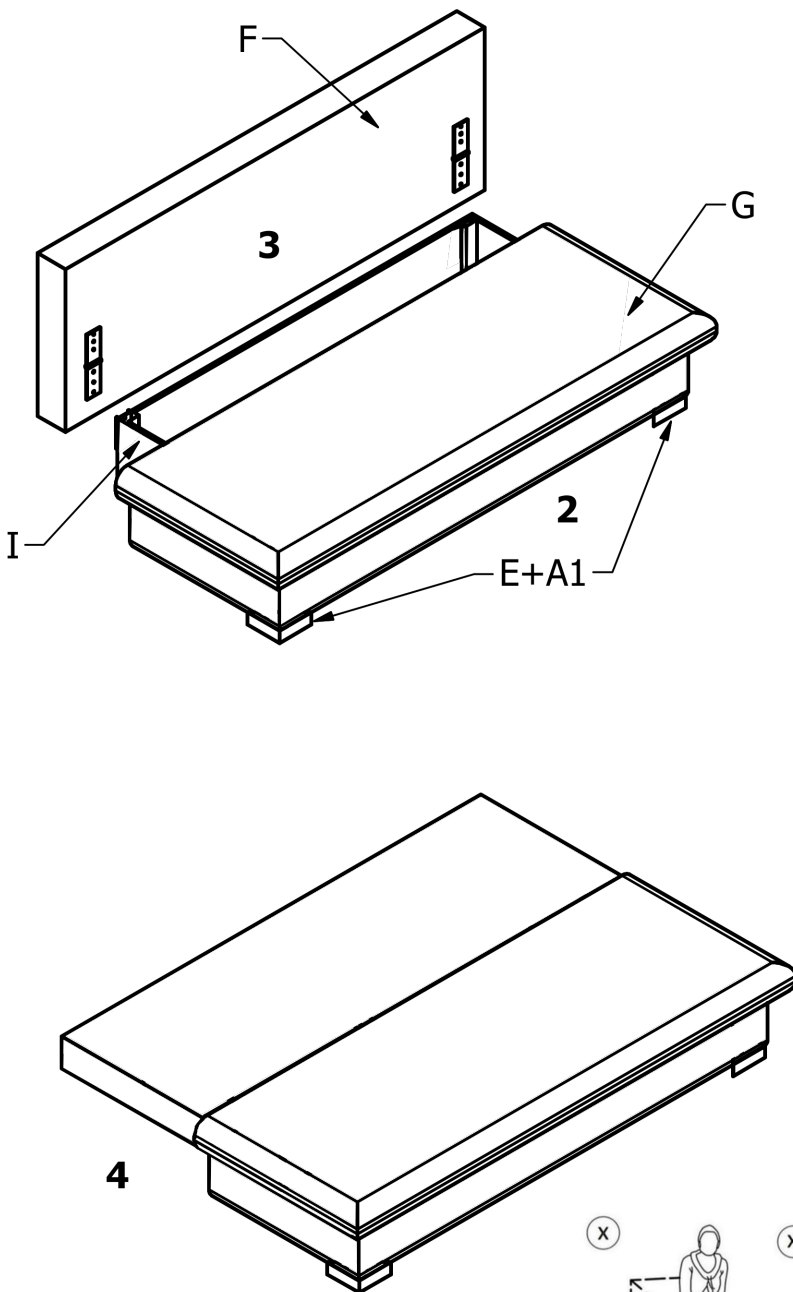
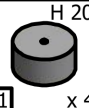
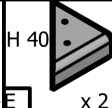

D - Montageanleitung GB - Assembly instructions NL - Handleiding voor de montage
 PL - Instrukcja montażu TR - Montaj talimatı RU - Инструкция по монтажу
 RO - Instrucțiuni de montaj IT - Istruzioni di montaggio FR - Notice de montage
 SK - Návod na montáž CZ - Montážní návod HU - Szerelési útmutató



1/1

Name-Naam-Nazwa-Isim-Название-Nom-Nome-Jméno-Názov-Név-Denumire

VIPER
LUX 3DL



Service-Dienstverlening-Serwis-Servis-Сервисная служба-Assistenza-Szerviz

Typ-Type-Tip-Tm-Tipus-Tipo

A	G
A1	I
B	
D	
E	
E1	
F	

